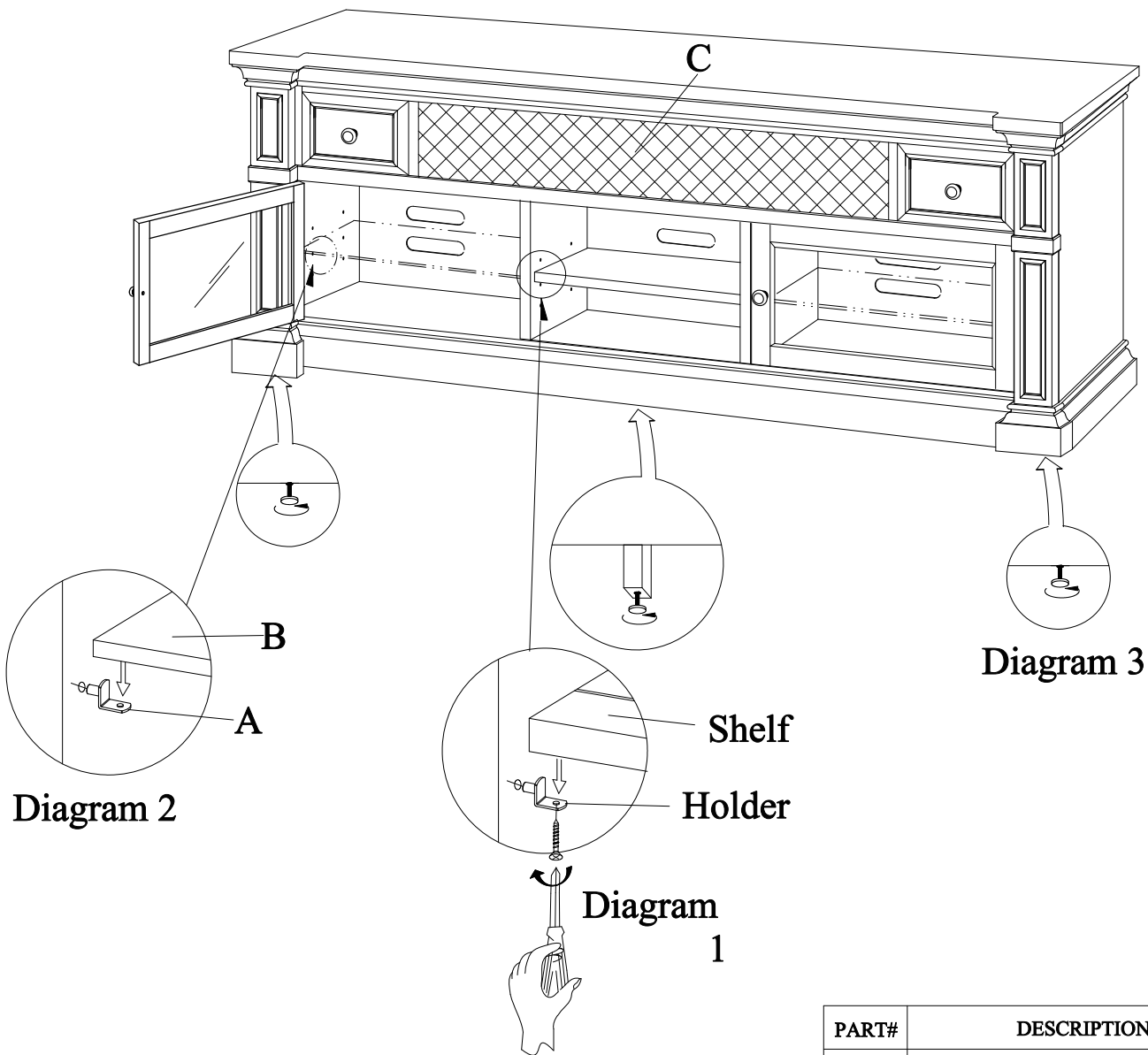







Berkshire Palladium Assembly Instructions

ZG-B1476 - 76" Media Console



| PART# | DESCRIPTION | | QTY |
|-------|---------------|---|-----|
| A | Shelf holder |  | 8 |
| B | Glass shelf |  | 2 |
| C | Speaker grill |  | 1 |

1. The wooden shelf is installed at the factory, but can be adjusted with a Phillip's Head screwdriver. (Not included, See diagram 1)
2. To install the glass shelves (B), insert the shelf holders (A) at the desired height & place the shelves on top. (See diagram 2)
3. To utilize the speaker panel (C), insert the side with the magnetized metal tabs on the top into the center opening.
4. To adjust the unit on an uneven surface, twist the levelers underneath the unit by hand. (See Diagram 3)

Thank you for choosing Legends Furniture!