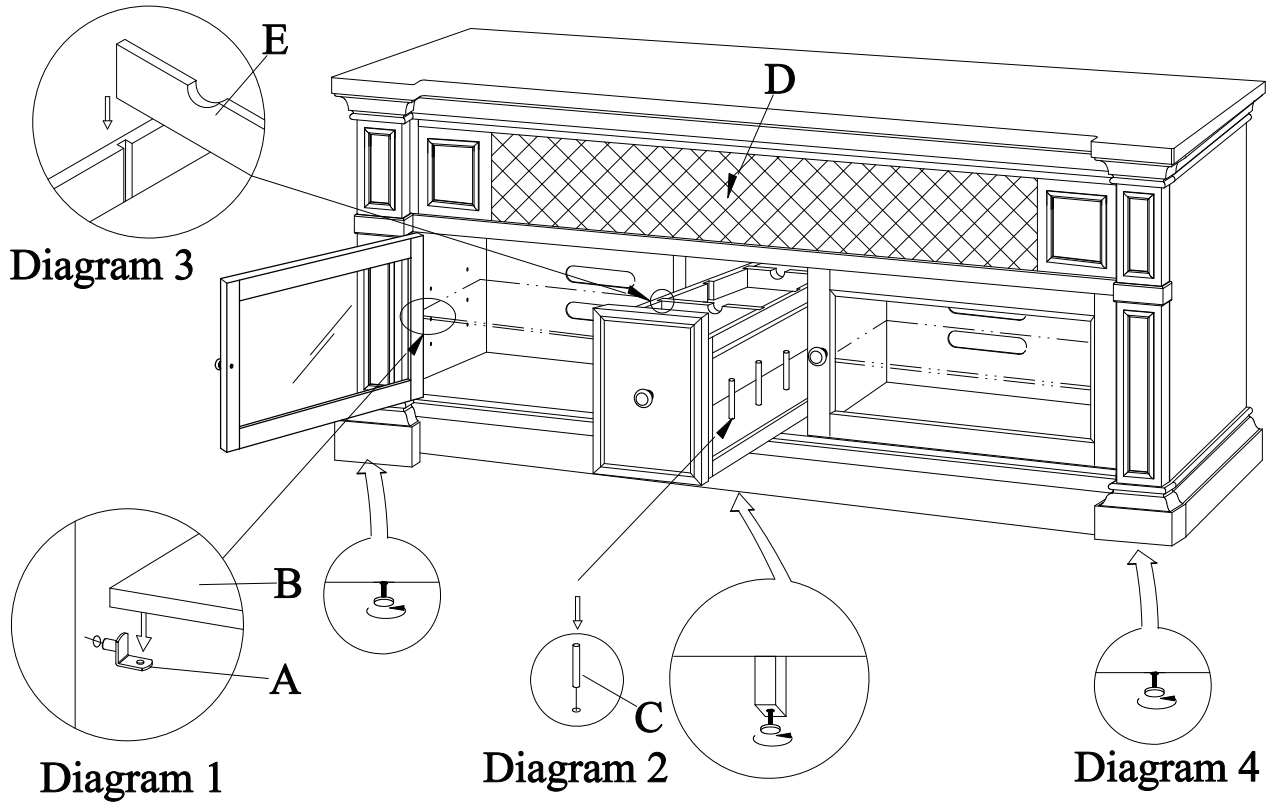









Berkshire Palladium Assembly Instructions

ZG-B1462 - 62" Media Console



PART#	DESCRIPTION		QTY
A	Shelf holder		8
B	Glass shelf		2
C	Media Spacer		4
D	Speaker grill		1
E	Divider		2

1. To install the glass shelves (B), insert the shelf holders (A) at the desired height & place the shelves on top. (See diagram 1)
2. See diagram 2 for media spacer (C) placement.
3. To utilize the speaker panel (D), insert the side with the magnetized metal tabs on the top into the center opening.
4. See diagram 3 for the divider (E) placement.
5. To adjust the unit on an uneven surface, twist the levelers underneath the unit by hand. (See Diagram 4)

Thank you for choosing Legends Furniture!